

Moss Lake Gold Mines Ltd.



1.5 Million Ounces ... and Growing!

**Corporate Presentation
March 2008**



***MOSS LAKE
GOLD MINES LTD***

**TSX-V: MOK
www.mosslakegold.com**



Disclaimer

Forward Looking Statements

Except for the statements of historical fact, the information contained herein is of a forward-looking nature. Such forward-looking information involves known and unknown risks, uncertainties and other factors which may cause the actual results, performance or achievement of the Company to be materially different from any future results, performance or achievements expressed or implied by statements containing forward-looking information.

Although the Company has attempted to identify important factors that could cause actual results to differ materially, there may be other factors that cause results not to be as anticipated, estimated or intended. There can be no assurance that statements containing forward looking information will prove to be accurate as actual results and future events could differ materially from those anticipated in such statements. Accordingly, readers should not place undue reliance on statements containing forward looking information.

Cautionary Note to U.S. Investors Concerning Estimates of Measured, Indicated and Inferred Resources

This presentation uses the terms "Measured, "Indicated" and "Inferred" Resources. U.S. investors are advised that while such terms are recognized and required by Canadian regulations, the Securities and Exchange Commission does not recognize them. U.S. investors are cautioned not to assume that any part or all of the mineral deposits in "Measured Resources" and "Indicated Resources" will ever be converted into reserves. "Inferred Resources" have a great amount of uncertainty as to their existence, and great uncertainty as to their economic and legal feasibility. It cannot be assumed that all or any part of an inferred resource will ever be upgraded to a higher category. Under Canadian rules, estimates of Inferred Resources may not form the basis of feasibility or other economic studies. U.S. investors are also cautioned not to assume that all or any part of an Inferred Mineral Resource exists, or is economically or legally mineable.



Company Overview

▲ Significant Gold Resource

- Moss Lake Gold Mines controls a 1.5 million ounce¹ gold deposit in Northwestern Ontario
- Preliminary Economic Assessment underway with Watts, Griffis & McOuat retained

▲ Strategic land package in Shebandowan Gold Belt

- 100km west of Thunder Bay
- 100+ year mining history as well as many showings and deposits
 - ⇒ Coldstream (Cu-Zn), Shebandowan (Ni), Lac des Isles (Pt-Pd)
- Close to infrastructure (road, powerlines, etc.)
- Regional deposits could be exploited with a new mill

▲ Significant exploration potential

- 3,090 hectares, 100% owned by Moss Lake
- Multiple zones targeted for drilling

▲ Robust gold market fundamentals (>\$CDN900/oz)

- Supply and demand fundamentals expected to continue to drive gold prices higher

▲ Experienced management team

- Multi-discipline mining expertise shared with [60%] shareholder Wesdome Gold Mines
- Proven track record of discoveries (Louvicourt)



Board & Management

Moss Lake Management Team

- ▲ George Mannard, P.Geo., MSc.A. – *President*
 - Professional Geologist with 18 years experience in the Val d’Or camp
 - Career highlights include being Senior Geologist responsible for the Louvicourt discovery
 - Has been with the Company since 1994, primarily with River Gold Mines
- ▲ Donald D. Orr, CA – *Secretary-Treasurer*
 - Don is a Chartered Accountant, with a B.Comm from the University of Toronto.
 - Don has been working in the mining industry for over 20 years
- ▲ Donovan Pollitt BASc. – *Vice President, Corporate Development*
 - Responsibilities for Moss Lake’s investor relations and corporate development
 - BASc. in Mining Engineering from the University of Toronto
 - Experience in mining and exploration was gained working as a mining engineer for the Anglo American group in Southern Africa, Falconbridge Exploration and River Gold Mines
- ▲ David Birkett – *Director*
 - David has been in the resource industry for over 20 years
 - President of Landis Energy, a publicly-traded gas infrastructure company
- ▲ John Hilland, P.Geo. – *Director*
 - John is a Mining Engineer by training and registered as a professional geologist in Alberta.
 - John has been in the resource industry for over 20 years
 - Principal of Maraval Resources, a private oil services company



Capital Structure

Stock Exchange Listing	MOK (TSX-V)
Shares Outstanding	
Basic	43.8 mm
Fully Diluted	47.9 mm
Share Price (February 29, 2008)	C\$0.54
Market Cap	
Basic	C\$23.7 mm
Fully Diluted	C\$25.9 mm
Working Capital (December 30, 2007)	C\$1.0 mm
Debt	nil

Location

Project Location

- ▲ **100km west of Thunder Bay**
 - claims totaling 3,090 hectares
- ▲ **15km from town of Shebandowan, 80km from Atikokan**
- ▲ **Significant mining infrastructure**
- ▲ **Available skilled labour**
- ▲ **Mining-friendly jurisdiction**
- ▲ **Low geopolitical risk**
- ▲ **Accessible by road**
- ▲ **High-voltage power lines nearby**



Moss Lake History

Project History

- ▲ **100% owned by Moss Lake Gold Mines Ltd.**
 - claims totaling 3,090 hectares
- ▲ Discovered in 1890
- ▲ Drilled by Noranda/Central Crude 1987-1990
- ▲ Acquired by Moss Lake in 1994
- ▲ **Drilling in by Moss Lake Fall 2004**
 - Drilling tested western extension
 - Results included 1.3g/t over 12.95m
- ▲ **NI 43-101 compliant resource estimate completed in November 2006**
 - 1.51M ounce Resource confirmed by Watts, Griffis, McOuat
 - Report recommended a Preliminary Economic Assessment
- ▲ **NI 43-101 compliant Preliminary Assessment underway January 2008**





Moss Lake Gold Deposit

Moss Lake Gold Deposit Properties

▲ 51 Mt @ 0.93 grams/tonne Inferred Resource

- 1.5 M oz gold in situ in a compact orebody
- High-grade core of 35.4 Mt @ 1.2 grams/tonne
- Resource calculation only measures down to 260 meters
- Deposit drilled to 300 meters, open at depth and to the west
- Free-milling gold (92% recovery)

Resource Classification	Cut Off	M Tonnes	Grade (gAu/t)	Contained Gold (Moz)
Main Zone:	0.03	24.8	0.82	0.66
	0.50	14.8	1.20	0.57
QES Zone:	0.03	26.1	1.03	0.86
	0.50	20.6	1.20	0.79
Total	0.03	50.9	0.93	1.52
	0.5	35.4	1.20	1.36

¹ Based on NI 43-101 report (November, 2006) as filed on SEDAR.

Moss Lake – The Way Forward

2008 Plans

▲ Drilling program

- Planned 3,000 meter drilling program to upgrade resource from inferred category to the indicated category
- Several historic holes to be twinned to confirm grade

▲ Preliminary Economic Assessment Underway

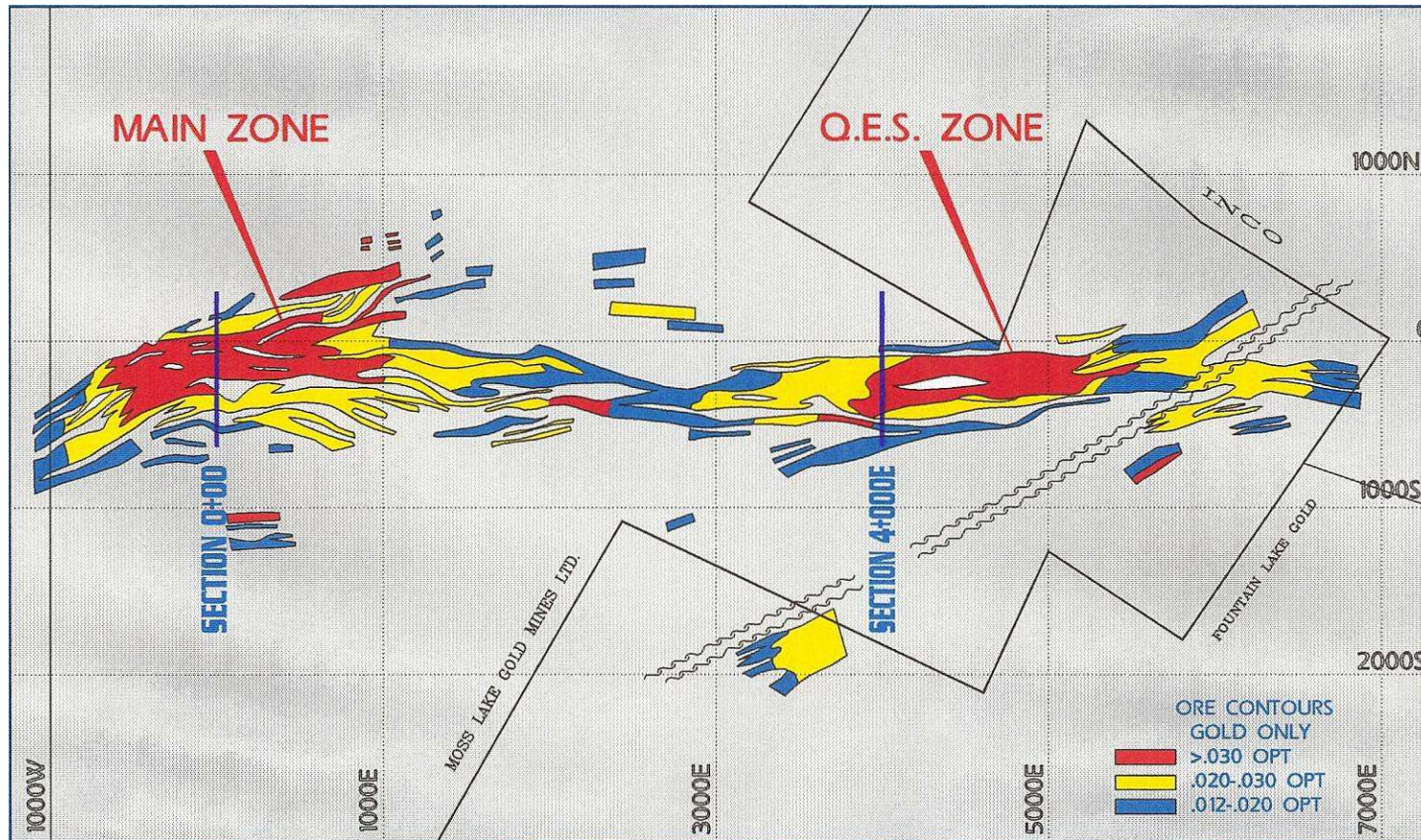
- Independent consultants WGM preparing report with initial economics of developing the Moss Lake Gold Deposit.
- CAPEX, Strip Ratio, Pit Optimization examined
- Provide groundwork for a Pre-Feasibility Study in late 2008 involving detailed pit models

▲ Increase visibility

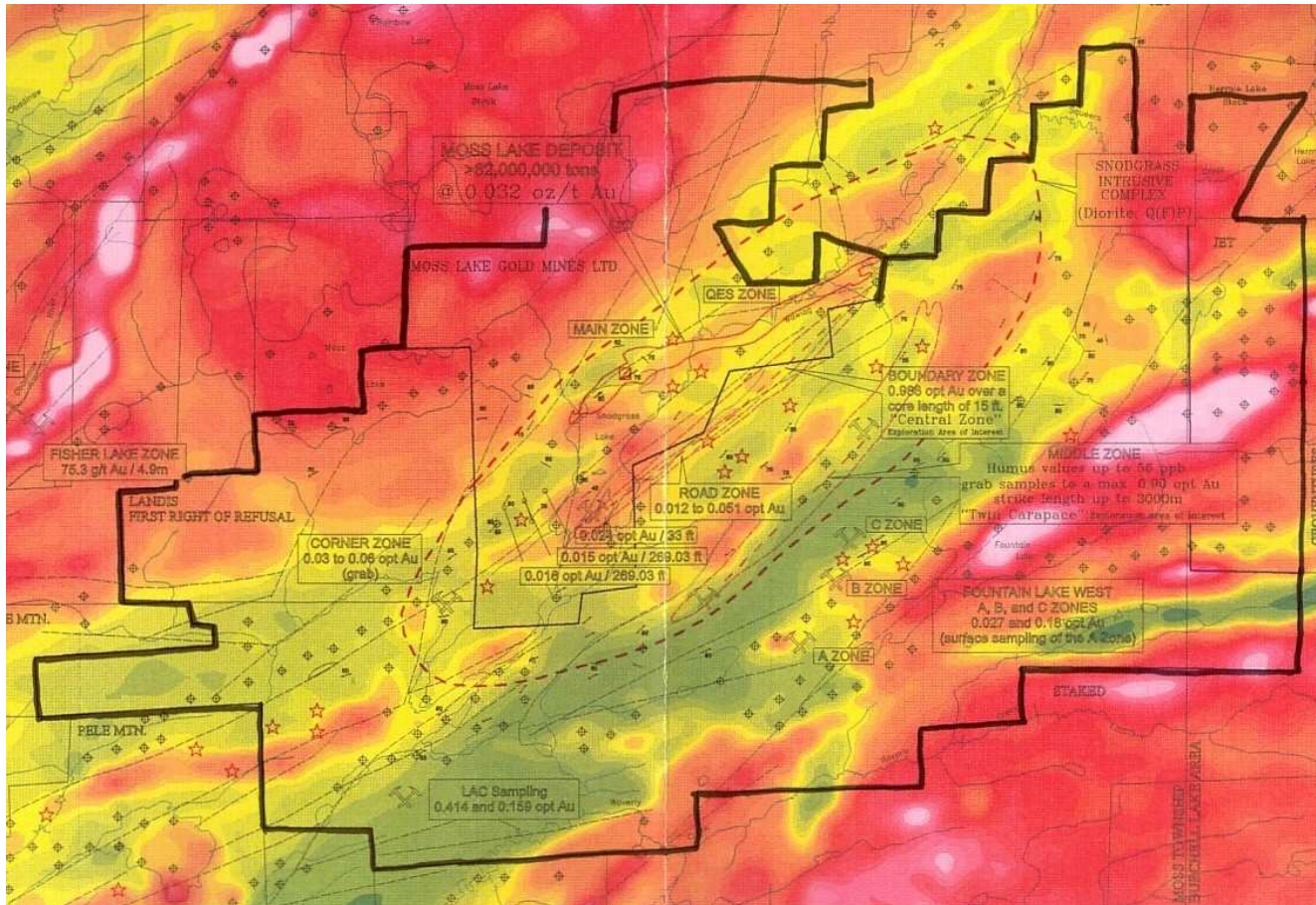
- Trade show attendance
- Increase marketing efforts



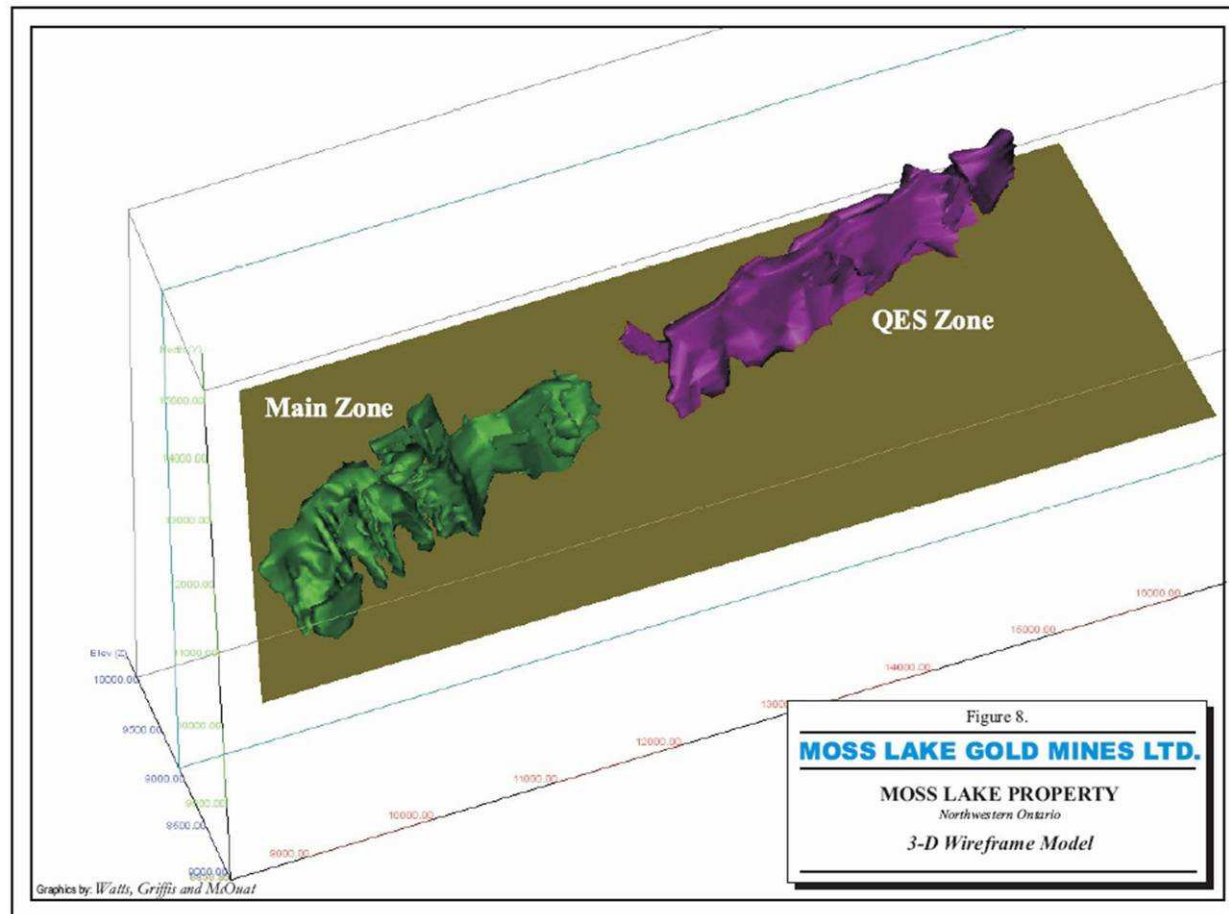
2007 Exploration Objectives



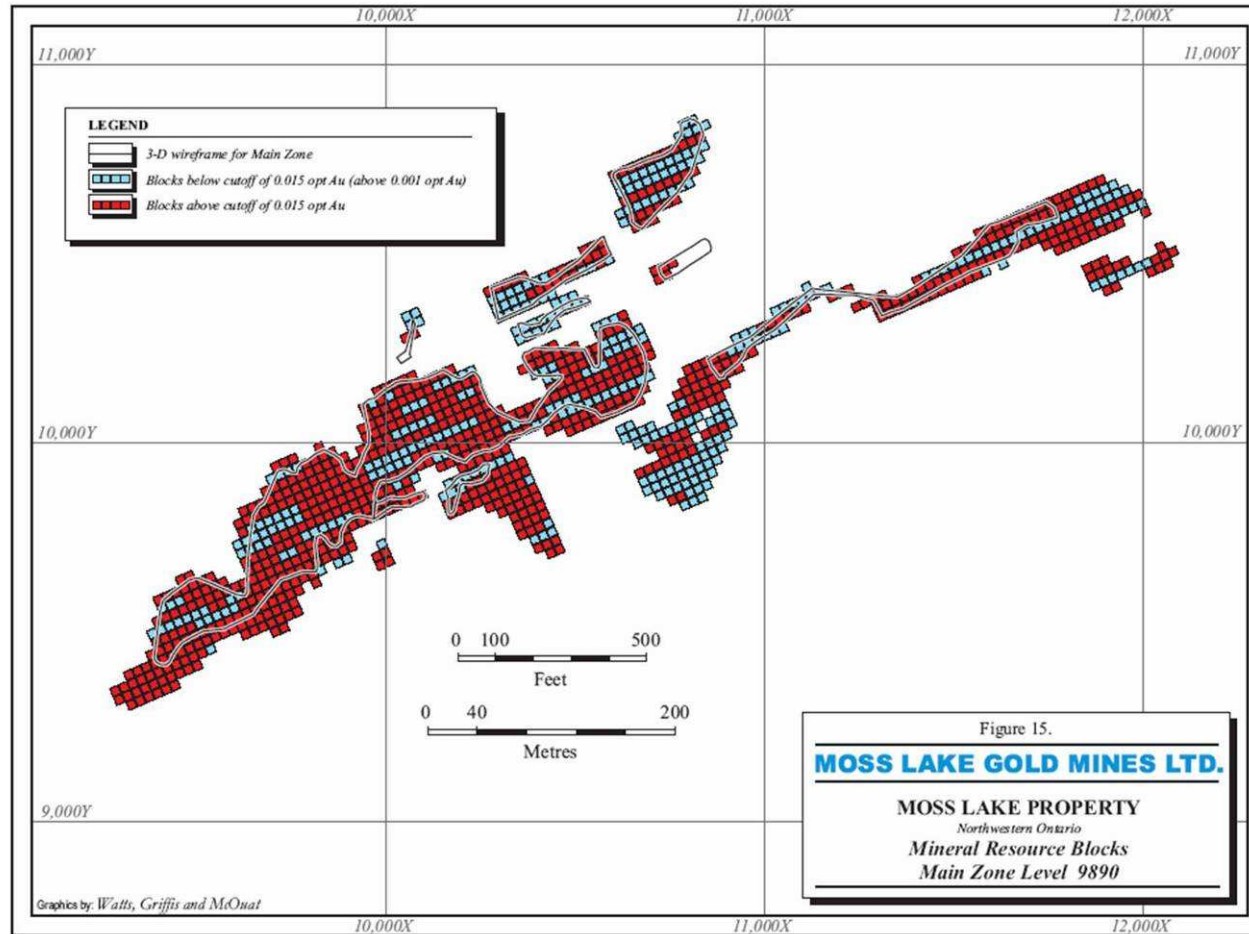
2007 Exploration Objectives



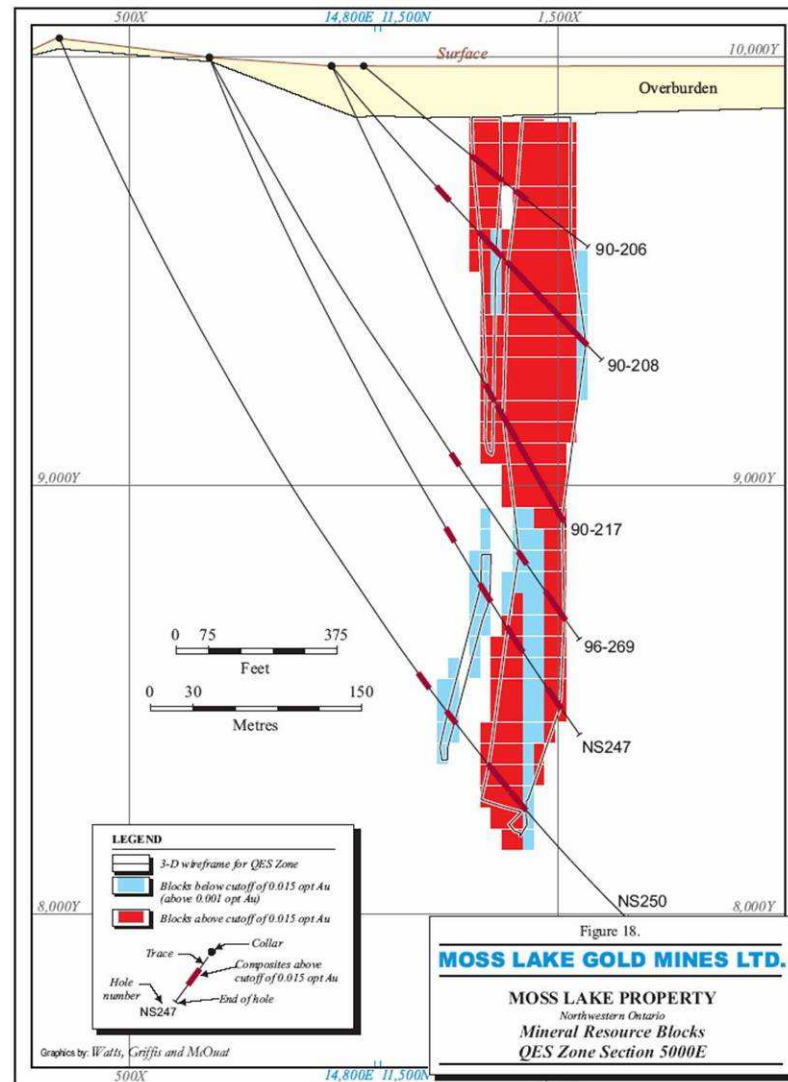
Moss Lake 3D Model



Moss Lake – Plan View

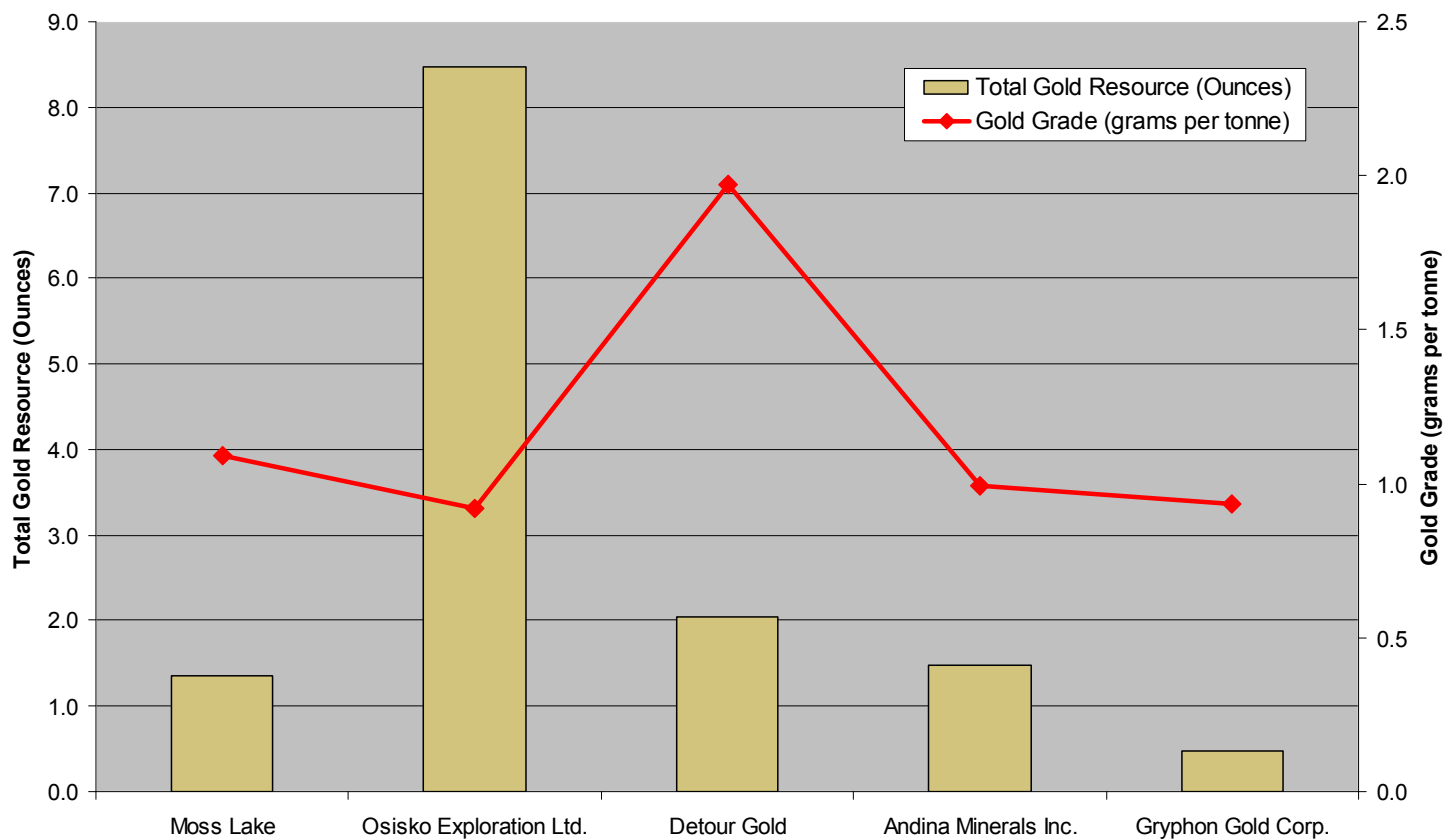


Moss Lake – Section View



Peer Group – 43-101 Ounces

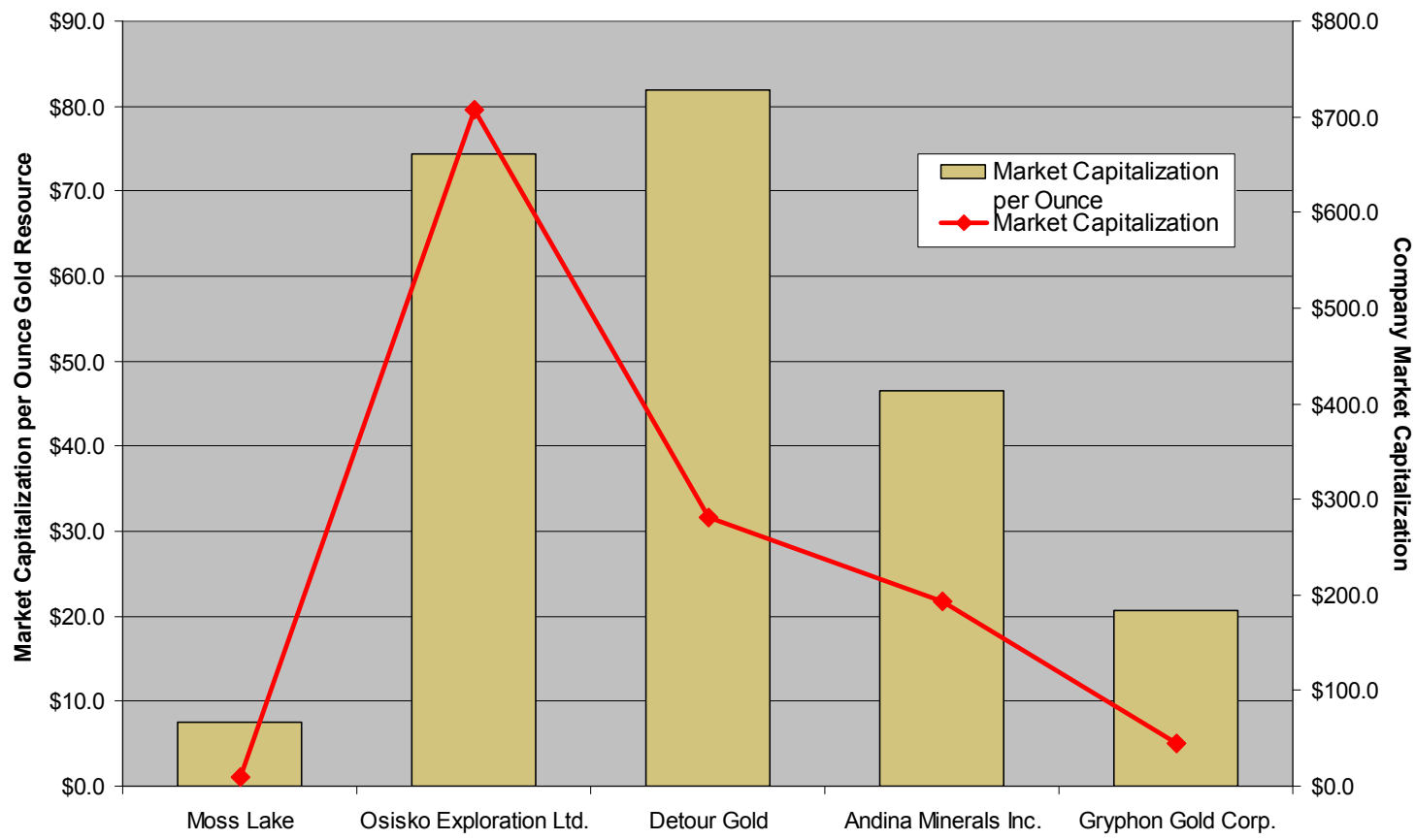
Peer Group Ounces In Ground (NI 43-101 compliant ounces "Inferred Resource")



*At September 30, 2007. Source: Thompson One

Peer Group – Market Capitalization

Peer Group Market Capitalization Per Ounce*



*At September 30, 2007. Source: Thompson One





Why buy Moss Lake shares?

Gold Exposure

- ▲ 51 Mt @ 0.93 grams/tonne Inferred Resource - 1.51 million ounces
- ▲ Pure gold play – 100% gold with no “gold-equivalent” ounces
- ▲ Low market capitalization per ounce
 - Dormant corporation has been ignored due to low gold prices since 1997
 - Pure gold play – 100% gold with no “gold-equivalent” ounces
- ▲ Gold currently over \$CAD 900/ounce

Strong Management

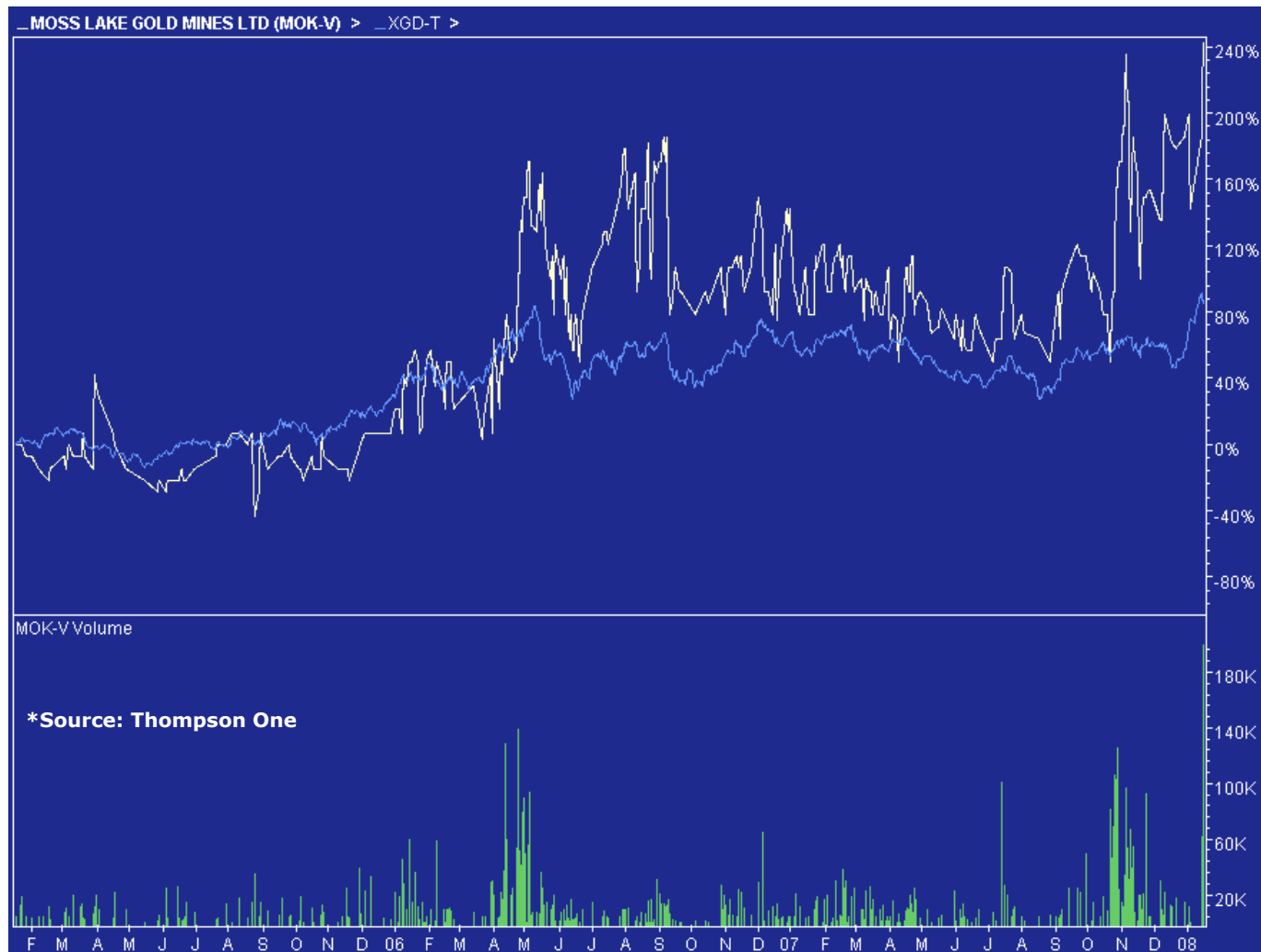
- ▲ Experienced management with a mandate to increase awareness.
- ▲ Shared team with Wesdome Gold Mines

Low Risk Gold Ounces

- ▲ Ontario provides a geo-politically safe home to the resource
- ▲ Recently compiled resource estimate as well as 4 previous resource models by Noranda Exploration, Central Crude Ltd., including extensive metallurgical testing.
- ▲ Moss Lake Gold deposit is an excellent deposit in industry’s backyard.

Appendix A – Share Price Performance

Moss Lake Share Price Performance* – 3 Years vs. XGD (Jan 15, 07-08)



Appendix B – Share Price Performance

Moss Lake Share Price Performance* – 1 Years vs. XGD (Jan 15, 07-08)

